

WHAT IS UTERINE FIBROID EMBOLIZATION?

Uterine Fibroid Embolization (UFE) is a minimally invasive, non-surgical procedure that treats uterine fibroids.

WHO PERFORMS UFE

UFE is performed by an Interventional Radiologist (IR), a doctor who uses x-ray and other imaging to treat conditions without surgery.



WHAT TO EXPECT:

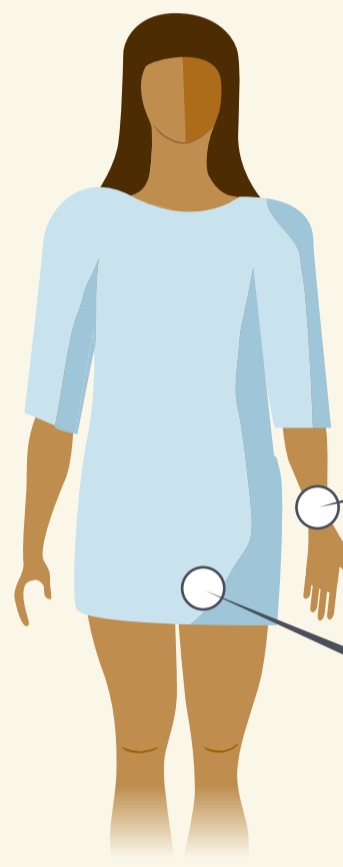
1. BEFORE

Your IR will work with your OB-GYN to determine if the procedure is right for you; every patient is thoroughly evaluated during consultation. If UFE is right for you, your IR will give you all the information you need before the procedure.



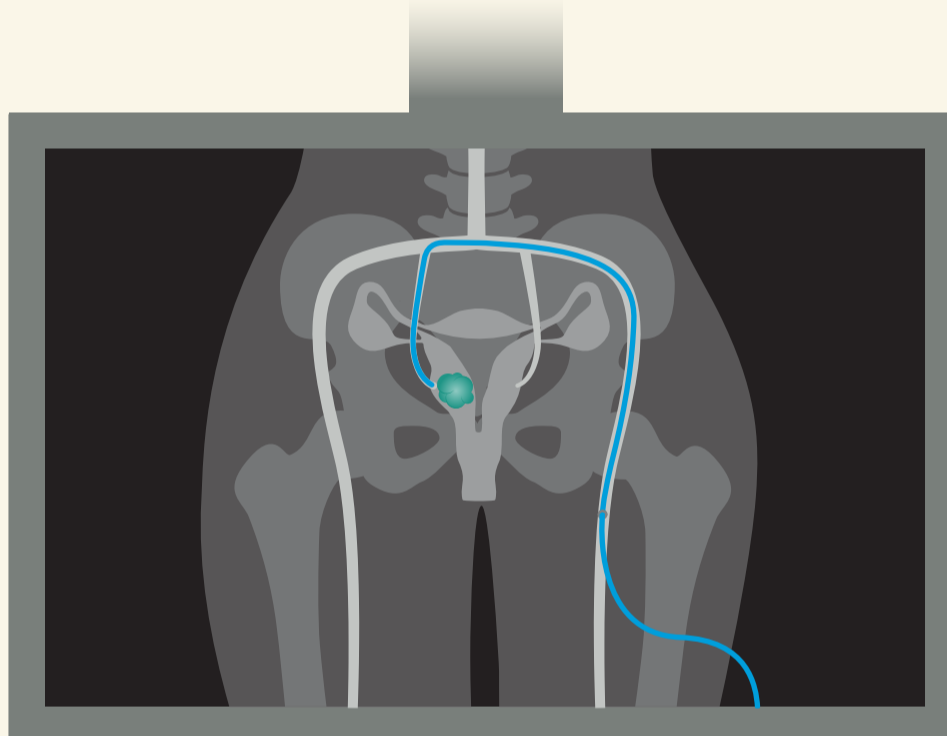
2. DURING UFE PROCEDURE

The procedure is performed under **local anesthetic with sedation** and usually lasts less than an hour.

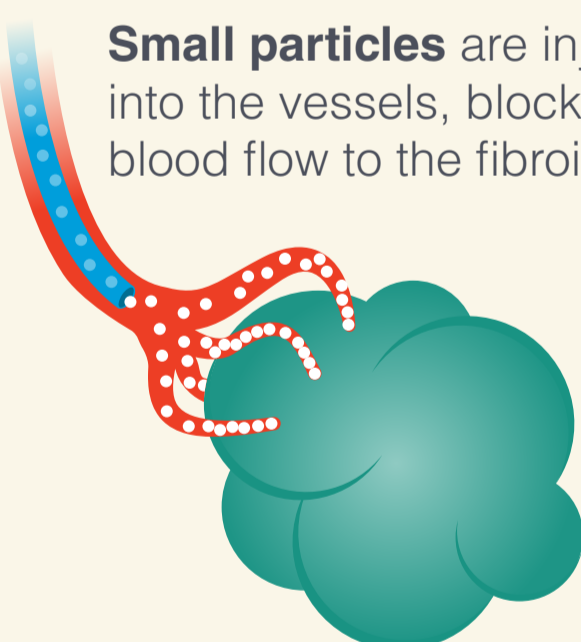


The IR makes a tiny incision in your **upper thigh** (femoral access) or **your wrist** (transradial access). A very small catheter is inserted through this incision and into your arteries.

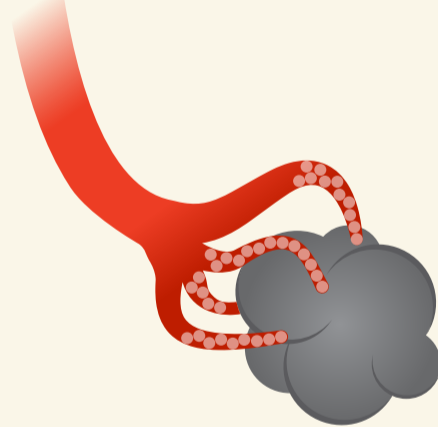
The IR then uses **x-ray guidance** to locate the vessels that supply blood to your fibroids.



Small particles are injected into the vessels, blocking the blood flow to the fibroids.



Without a blood supply, **fibroids will shrink** and your symptoms will be alleviated.



3. AFTER

UFE is usually performed as an **outpatient procedure**, and you can likely return to light activities in a few days, and get back to work and normal activities **in less than 2 weeks**.



90%

of women show significant improvement in symptoms and quality of life after UFE.



Imagine a life free of fibroid symptoms.

Take back your life today.
Find out if UFE is right for you.

ask4ufe.com

